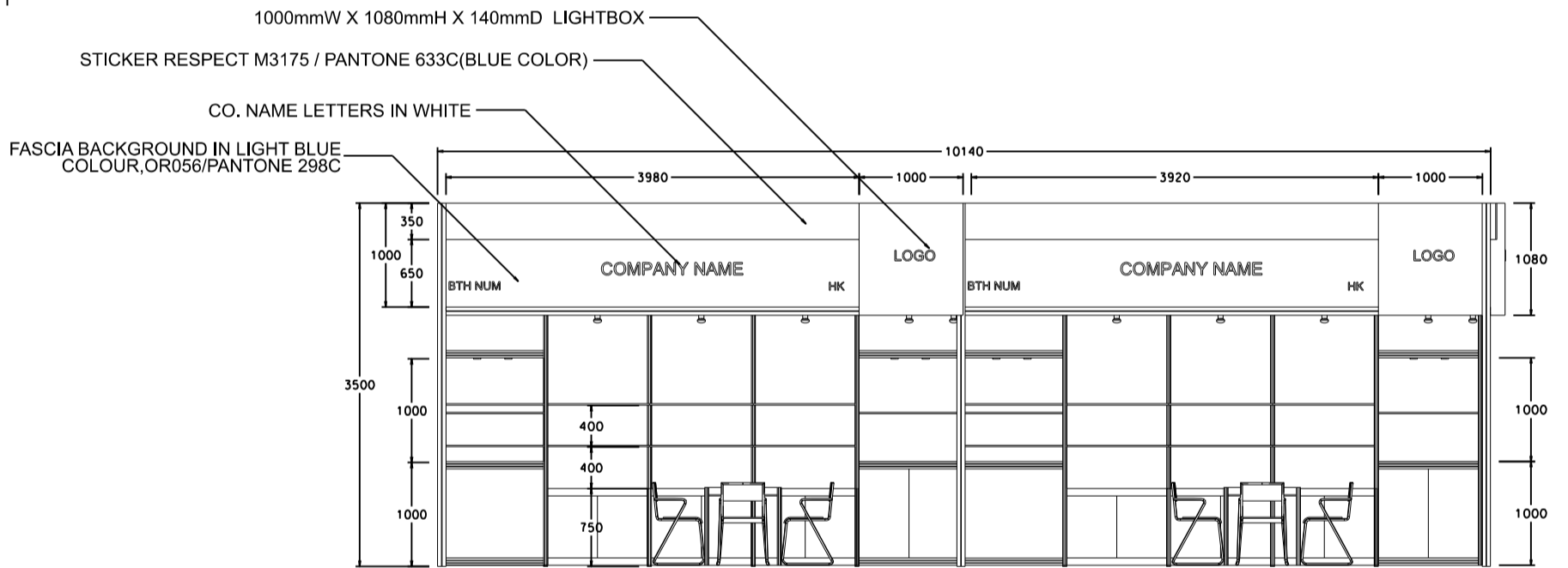
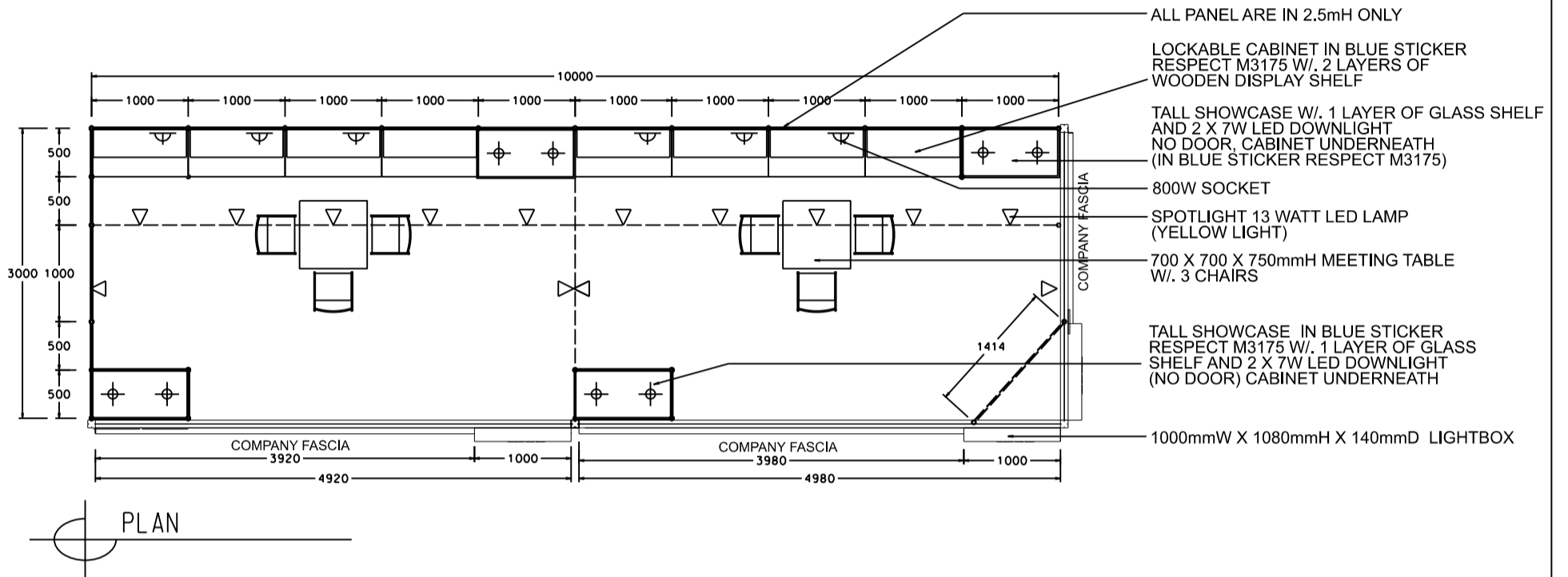



### OPTION C (TALL SHOWCASE - BLUE)

### 10M x 3M Hall of Fame Booth (Right Corner)

十米乘三米品牌薈萃廊特級攤位 (右邊角位)



CONCEALED LIGHT TROUGH TO HIGHLIGHT COMPANY FASCIA (IN BLUE COLOUR, RESPECT M3175 / PANTONE 633)



BOOTH SPECIFICATIONS		QTY.
	LOCKABLE CABINET 1000W x 500D x 750H mm	8
	WOODEN DISPLAY SHELF FLAT (3000W X 300D mm)	4
	WOODEN DISPLAY SHELF FLAT (1000W X 300D mm)	4
	TALL SHOWCASE W/ 1 LAYER OF GLASS SHELF AND 2 X 7W LED DOWNLIGHT (NO GLASS DOOR), CABINET UNDERNEATH	4
	800W SOCKET	6
	SPOTLIGHT 13 WATT LED LAMP (YELLOW LIGHT)	14
	700W x 700D x 750H mm MEETING TABLE	2
	BLACK LEATHER CHAIR	6
	CEILING BEAM	12M
	RUBBISH BIN & CARPET (30sqm.)	