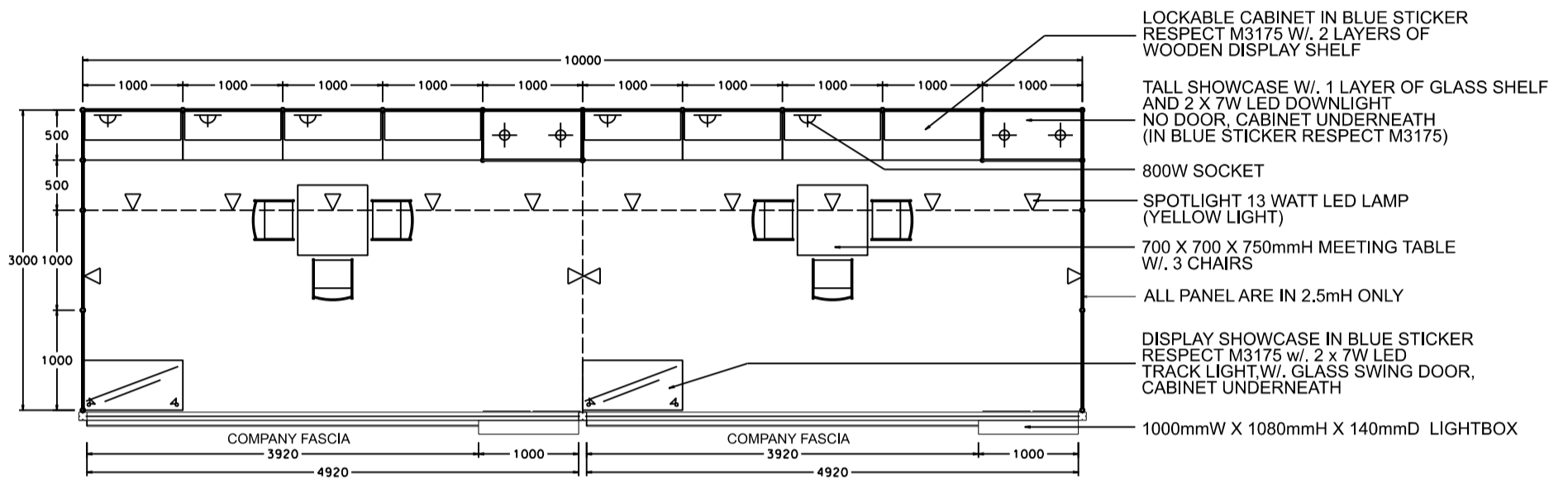


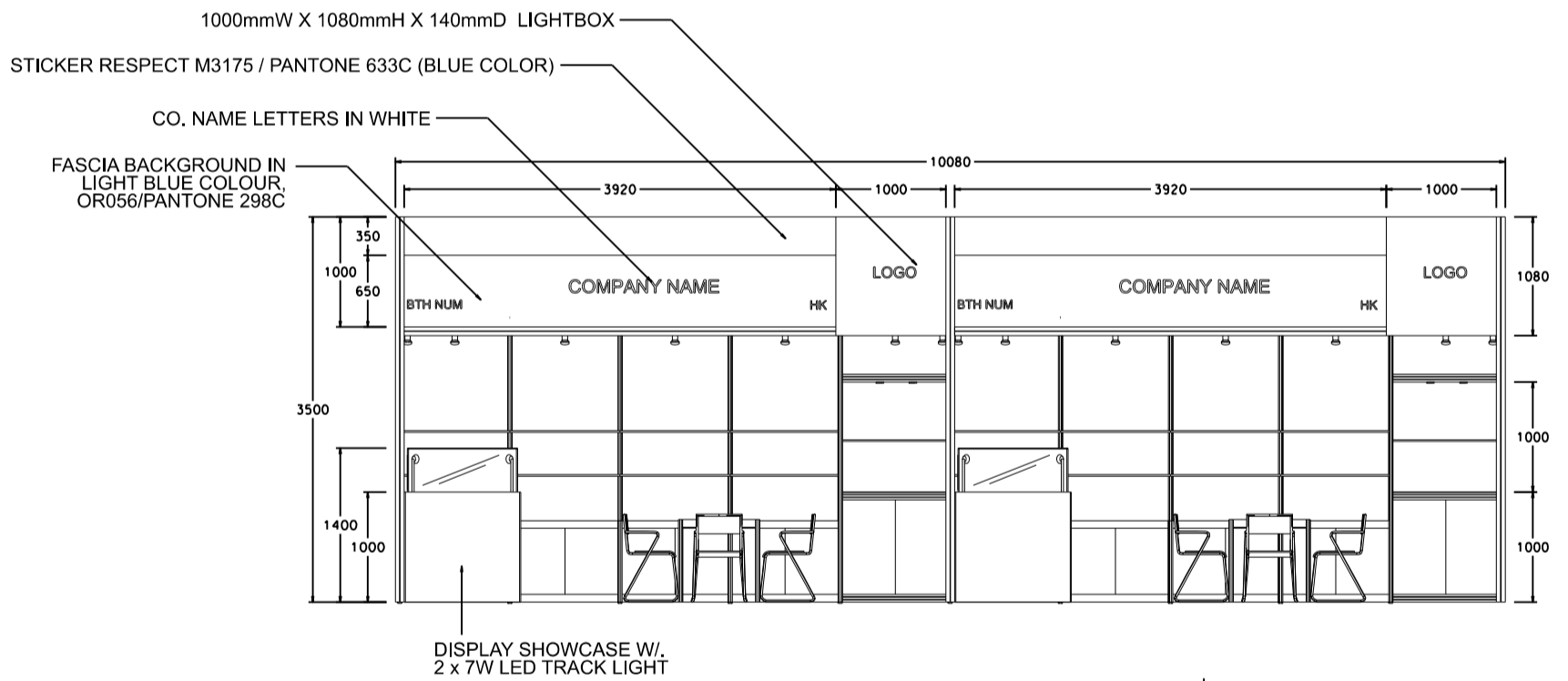
### OPTION B (LOW SHOWCASE - BLUE)

### 10M x 3M Hall of Fame Booth


十米乘三米品牌薈萃廊特級攤位



PLAN



ELEVATION



BOOTH SPECIFICATIONS		QTY.
	LOCKABLE CABINET 1000W x 500D x 750H mm	8
	WOODEN DISPLAY SHELF FLAT (3000W X 300D mm)	4
	WOODEN DISPLAY SHELF FLAT (1000W X 300D mm)	4
	DISPLAY SHOWCASE W/ 2 X 7W LED TRACK LIGHT W/ GLASS SWING DOOR, CABINET UNDERNEATH	2
	TALL SHOWCASE W/ 1 LAYER OF GLASS SHELF AND 2 X 7W LED DOWNLIGHT (NO GLASS DOOR), CABINET UNDERNEATH	2
	800W SOCKET	6
	SPOTLIGHT 13 WATT LED LAMP (YELLOW LIGHT)	14
	700W x 700D x 750H mm MEETING TABLE	2
	BLACK LEATHER CHAIR	6
	CEILING BEAM	12.5M
	RUBBISH BIN & CARPET (30sqm.)	