
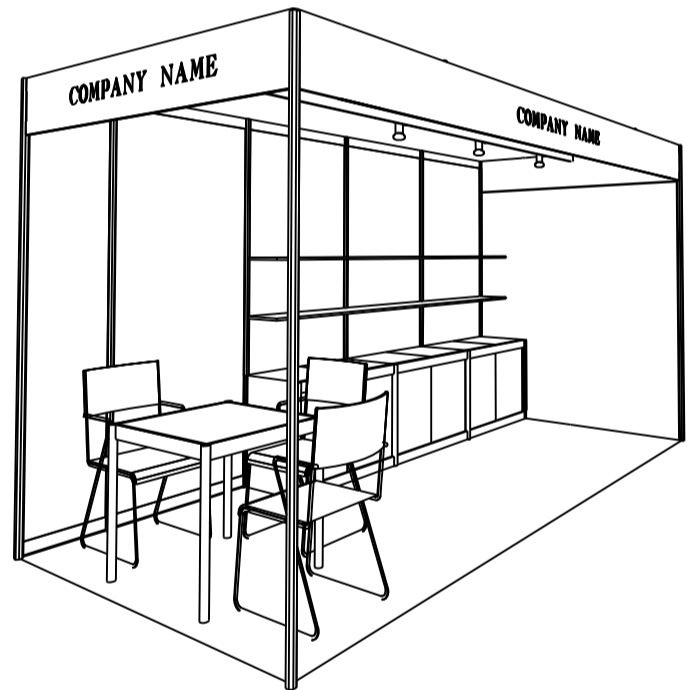
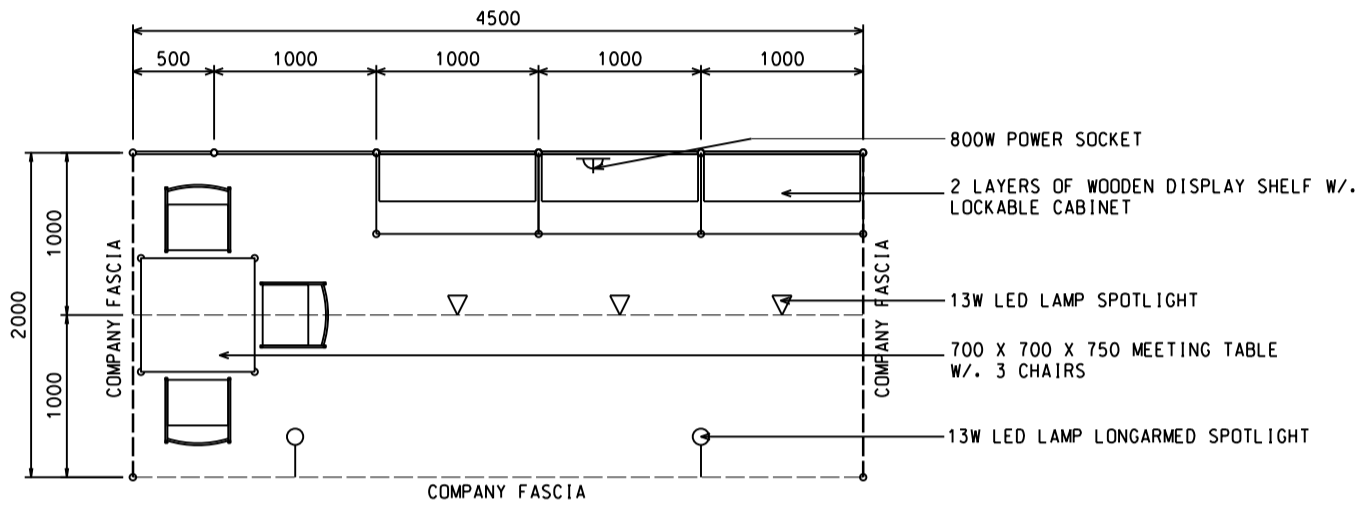


4.5M x 2M Peninsula Booth

四點五米乘二米半島攤位



BOOTH SPECIFICATIONS		QTY.
	1000W x 500D x 750H LOCKABLE CABINET	3
	3000W x 300D WOODEN DISPLAY SHELF	2
	13W LED LAMP SPOTLIGHT (YELLOW LIGHT)	3
	13W LED LAMP LONGARMED SPOTLIGHT (YELLOW LIGHT)	2
	800W SOCKET	1
	700W x 700D x 750H MEETING TABLE	1
	BLACK LEATHER CHAIR	3
	CEILING BEAM	4.5M
	RUBBISH BIN & CARPET (9sqm.)	