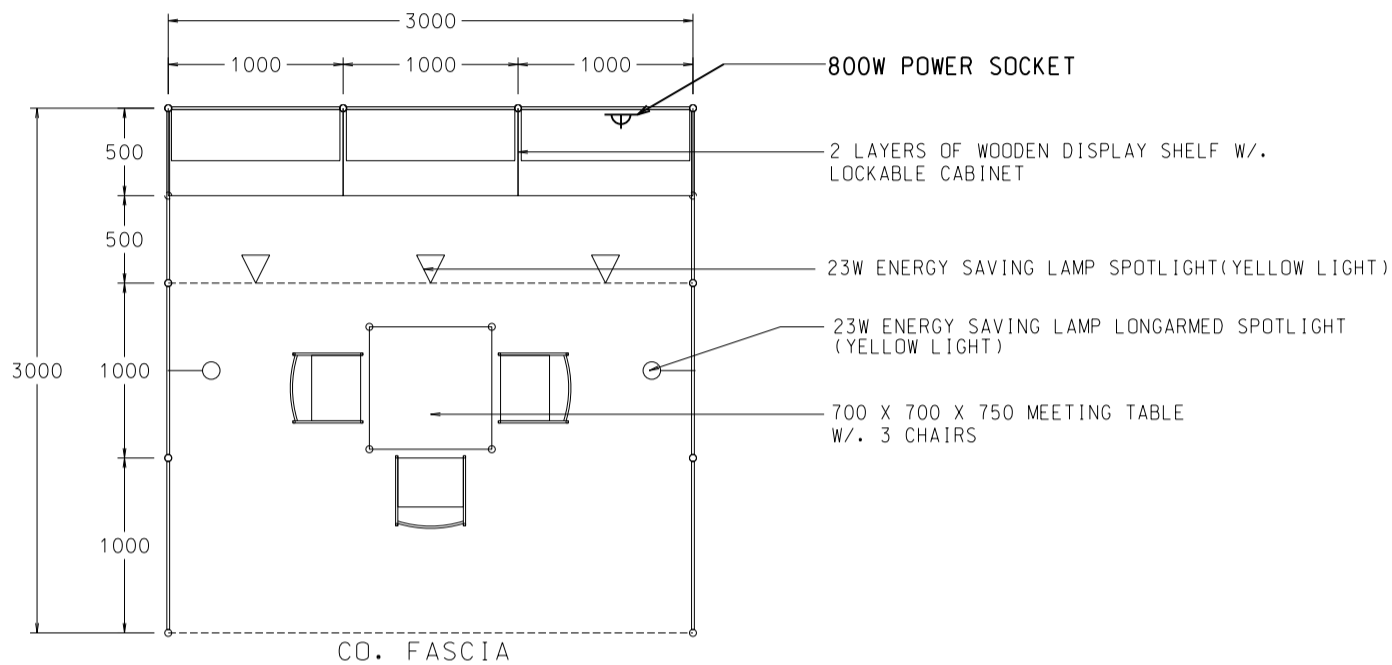



### 3M x 3M Standard Booth

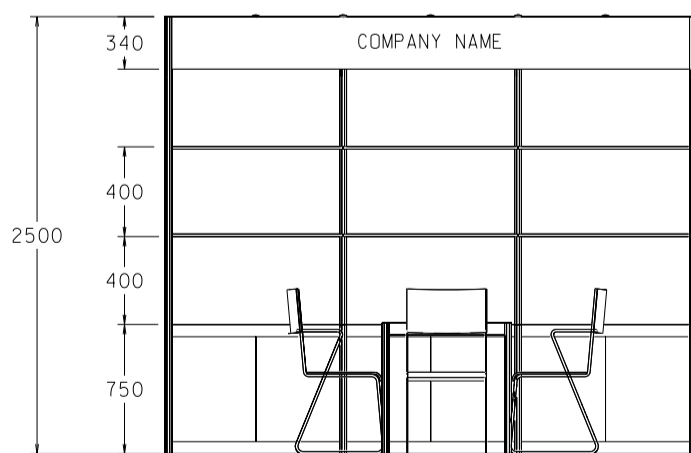
三米乘三米標準攤位



PLAN



PERSPECTIVE



ELEVATION

BOOTH SPECIFICATIONS		QTY.
	1000W x 500D x 750H LOCKABLE CABINET	3
	3000W x 300D WOODEN DISPLAY SHELF	2
	23W ENERGY SAVING LAMP SPOTLIGHT (YELLOW LIGHT)	3
	23W ENERGY SAVING LAMP LONGARMED SPOTLIGHT (YELLOW LIGHT)	2
	800W SOCKET	1
	700W x 700D x 750H MEETING TABLE	1
	BLACK LEATHER CHAIR	3
	CEILING BEAM	3M
	RUBBISH BIN & CARPET (9sqm.)	